



Moon Visions R20 2.5W LED Bullet Series

Housing (BR20): 380 Aluminum alloy die cast.

Downshields: Required for use as a downlight.

(DSA6): Fabricated steel material, angle-cut 6" in length.

(DST6): Fabricated steel material, straight tube shield 4" in length.

Upshields: Required for use as an uplight. Die cast aluminum with heat resistant crystal tempered convex glass lens. Sealed with 50 year-life silicon solution and high temperature silicone sponge gaskets. Positive stainless screw mount attachment.

(USR20): Angled upshield 3" tall.

(UST20): Straight Tube upshield 3" tall with debris guard.



Socket:

- **12V Bullet** = Unique 12V GU24 Twist-Lock base allows for maximum pin contact as well as "locked" socket to insure lamp security. GU24 Base is known for high vibration tolerances (a must for fixtures mounted high in trees) and high heat tolerances.
- **120V Bullet** = Leviton 4KV Pulse rated 600V porcelain lampholders with 25% more lamp contact area than Chinese sockets.

Knuckle: Forward placement for better balance. Adjustable in 7.5° increments for precise aiming. 1/2" NPSM threaded arm with stainless hardware.

Finish: Super polyester Duracoat™ powder coat with 5 year warranty. South Florida exposure rating for 5 years. Powder coated inside and outside with additional **DuraLune™ Electro-Coating** application underneath. Standard textured finishes are Hartford Green (HGT) and Bronze (BZT). See also "Moon Visions Difference" on page 2.



Electrical Assembly:

- **12V Lamp** = Low voltage (12V) system requires magnetic or electronic transformer, sold separately. Electronic transformer must be within 25 feet of LED lamp.
- **120V Lamp** = Direct lamp replacement design; therefore, no separate driver needed.



LED MV12V R20 2.5W 5K FL

LED Lamp Included: 4 Low heat-emitting LEDs operating at .5 watts each. No UV light radiation, paired with excellent heat sinks, provides a 50,000 hr. expected lamp life and 3 year warranty. Solid state LED direct lamp replacement technology. LED Lamp is not dimmable. Available in 40° (FL) beam spreads in Cool White and Warm White.

LED Lamp Accessories:

Overall Spread Lens—doubles beam spread of lamp.

Mercury Vapor Lens—corrects color temperature to 5500K.

Moon Visions R20 2.5W LED Bullet Series Ordering Guide

Fixture Series	Voltage	Shield	Mount*	Color
BR20	12V	DSA6	TM	HGT
	120V	DST6	TMB	BZT
		USR20	SGS (12V)	
		UST20	LGS (120V)	

BR20	12V	DSA6	TMB	HGT
-------------	------------	-------------	------------	------------

Example: BR20-12V-DSA6-TMB-HGT = 12V R20 Green Downlight

LED Lamp Series	Voltage	Size	Wattage	Color and Beam Spread	Spread Lens	5500K Lens
LED MV	12V	R20	2.5W	3500K 15° SP	OSL	MV
	120V			3500K 40° FL		
				5000K 25° NFL		
				5000K 40° FL		

LEDMV	12V	R20	2.5W	5000K 40°	OSL
--------------	------------	------------	-------------	------------------	------------

Example: LED MV12V R20 2.5W 5000K 40° FL OSL = 2.5W 12V LED PAR20 FL with Spread lens

*Mounting Accessories—



Tree Mount



Tree Mount Box

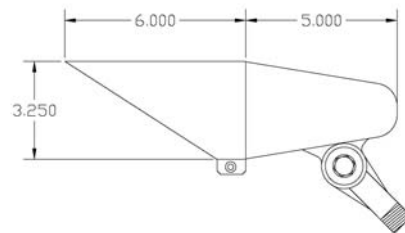


SGS (12V)

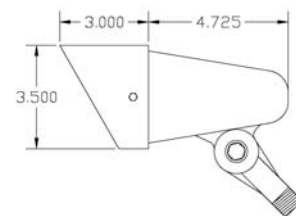


LGS (120V)

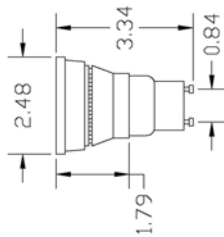
BR20 with GS6 Downshield



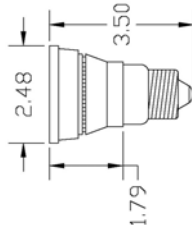
BR20 with USR20 Upshield



GU24 12V Lamp



E26 120V Lamp



Project Name: _____ Fixture Type: _____

Catalog Part Number: _____