

Moon Visions Lighting

www.moonvisionslighting.com

214.393.7407

Table of Contents

Low Voltage LED Kits

22W 12V	5-6
14W 12V	7-8
7W 12V	9-10
5W, 2.5W, 1.5W 12V	11-12

Line Voltage LED Kits

22W 120V	14-15
14W 120V	16-17
7W 120V	18-19
5W, 2.5W, 1.5W 120V	20-21

Ordering Guide for Lenses	22
Moon Shine 120V PAR Lamps	23
BR40, BR30 & BR20 Ordering Guide	24-26
Mounting Accessories	27
Low Voltage Transformers	28
Designing & Installing LEDs	29-30





Moon Visions Lighting

Moon Visions Lighting was founded in 2008 selling mostly Mercury Vapor lights. In 2011 we developed a line of both 120V & 12V high-powered LED lights to simulate moonlight in trees. Our fixtures are 100% made right here in Texas, and our 22W LED has the highest lumens of any low voltage lamp on the market.

We are the “Tree Lighting People” - known most for our Moonlights. That’s all we do, and we do it well. Our fixtures marry well with other manufacturers. Use our high powered lights in the trees or on the façade, and tie them in with the other lights on your project.

Available in a variety of sizes, wattages, and beam spreads, they can be customized for any project. Use our designer lenses to create depth and add that upscale touch to your plan.

Best of all, we maintain a plethora of inventory ready to go and can usually ship out the same day the order is placed. We take great pride in our forecasting process so you and your client will not be left in the dark!



Photo courtesy of Luxury Lighting, in Los Angeles, CA.

Low Voltage LED Kits



22W 12V Downlight Kits



Includes:

BR40 Bullet

DSA10 Downshield

TM tree mount w/ hardware



LED MV12V R38 22W

5000K Cool White

3500K Warm White

2800K Super Warm White

Ordering Guide for BR40 LED Downlight Kits

Wattage	12V	Down- shield	Tree Mount	Finish	Color Temp	Beam Spread
22W	12V	D	TM	HG	CW	40
				BZ	WW	*25
					SW	

*25° beam spread in CW only

22 W 12V Uplight Kits



Includes:

BR40 Bullet

USR40 Upshield



LED MV12V R38 22W

5000K Cool White

3500K Warm White

2800K Super Warm White

Ordering Guide for BR40 LED Uplight Kits

Wattage	12V	Upshield	Finish	Color Temp	Beam Spread
22W	12V	U	HG	CW	40
			BZ	WW	*25
				SW	

*25° beam spread in CW only

14W 12V Downlight Kits



Includes:

BR30 Bullet

DSA8 Downshield

TM tree mount w/ hardware



LED MV12V R30 14W

5000K Cool White

3500K Warm White

2800K Super Warm White

Ordering Guide for BR30 LED Downlight Kits

Wattage	12V	Down-shield	Tree Mount	Finish	Color Temp	Beam Spread
14W	12V	D	TM	HG	CW	40
				BZ	WW	*25
					SW	**15

*25° beam spread in CW only

**15° beam spread in WW only

14W 12V Uplight Kits



Includes:

BR30 Bullet

USR30 Upshield



LED MV12V R30 14W

5000K Cool White

3500K Warm White

2800K Super Warm White

Ordering Guide for BR30 LED Uplight Kits

Wattage	12V	Upshield	Finish	Color Temp	Beam Spread
14W	12V	U	HG	CW	40
			BZ	WW	*25
				SW	**15

*25° beam spread in CW only

**15° beam spread in WW only

7W 12V Downlight Kits



Includes:

BR30 Bullet

DSA8 Downshield

TM tree mount w/ hardware



LED MV12V R30 7W

5000K Cool White

3500K Warm White

2800K Super Warm White

Ordering Guide for BR30 LED Downlight Kits

Wattage	12V	Down-shield	Tree Mount	Finish	Color Temp	Beam Spread
7W	12V	D	TM	HG	CW	40
				BZ	WW	*25
					SW	

*25° beam spread in CW only

7W 12V Uplight Kits



Includes:

BR30 Bullet

USR30 Upshield



LED MV12V R30 7W

5000K Cool White

3500K Warm White

2800K Super Warm White

Ordering Guide for BR30 LED Uplight Kits

Wattage	12V	Upshield	Finish	Color Temp	Beam Spread
7W	12V	U	HG	CW	40
			BZ	WW	*25
				SW	

*25° beam spread in CW only

1.5W, 2.5W & 5W 12V Downlight Kits



Includes:

BR20 Bullet

DSA6 Downshield

TM tree mount w/ hardware



LED MV12V R20 5W

5000K Cool White

3500K Warm White

2800K Super Warm White

Ordering Guide for BR20 LED Downlight Kits

Wattage	12V	Down- shield	Tree Mount	Finish	Color Temp	Beam Spread
5W	12V	D	TM	HG	CW	40
2.5W				BZ	WW	*25
1.5W					SW	**15

*25° beam spread in 5W CW only

**15° beam spread in 5W WW only

1.5W, 2.5W & 5W 12V Uplight Kits



Includes:

BR20 Bullet

USR20 Upshield



LED MV12V R20 5W

5000K Cool White

3500K Warm White

2800K Super Warm White

Ordering Guide for BR20 LED Uplight Kits

Wattage	12V	Upshield	Finish	Color Temp	Beam Spread
5W	12V	U	HG	CW	40
2.5W			BZ	WW	*25
1.5W				SW	**15

*25° beam spread in 5W CW only

**15° beam spread in 5W WW only

Line Voltage LED Kits



22W 120V Downlight Kits



Includes:

BR40 Bullet

DSA10 Downshield

TM tree mount w/ hardware



LED MV120V R38 22W

5000K Cool White

3500K Warm White

2800K Super Warm White

Ordering Guide for BR40 LED Downlight Kits

Wattage	120V	Down-shield	Tree Mount	Finish	Color Temp	Beam Spread
22W	120V	D	TM	HG	CW	40
				BZ	WW	*25
					SW	

*25° beam spread in CW only

22 W 120V Uplight Kits



Includes:

BR40 Bullet

USR40 Upshield



LED MV120V R38 22W

5000K Cool White

3500K Warm White

2800K Super Warm White

Ordering Guide for BR40 LED Uplight Kits

Wattage	120V	Upshield	Finish	Color Temp	Beam Spread
22W	120V	U	HG	CW	40
			BZ	WW	*25
				SW	

*25° beam spread in CW only

14W 120V Downlight Kits



Includes:

BR30 Bullet

DSA8 Downshield

TM tree mount w/ hardware



LED MV120V R30 14W

5000K Cool White

3500K Warm White

2800K Super Warm White

Ordering Guide for BR30 LED Downlight Kits

Wattage	120V	Down-shield	Tree Mount	Finish	Color Temp	Beam Spread
14W	120V	D	TM	HG	CW	40
				BZ	WW	*25
					SW	**15

*25° beam spread in CW only

**15° beam spread in WW only

14W 120V Uplight Kits



Includes:

BR30 Bullet

USR30 Upshield



LED MV120V R30 14W

5000K Cool White

3500K Warm White

2800K Super Warm White

Ordering Guide for BR30 LED Uplight Kits

Wattage	120V	Upshield	Finish	Color Temp	Beam Spread
14W	120V	U	HG	CW	40
			BZ	WW	*25
				SW	**15

*25° beam spread in CW only

**15° beam spread in WW only

7W 120V Downlight Kits



Includes:

BR30 Bullet

DSA8 Downshield

TM tree mount w/ hardware



LED MV120V R30 7W

5000K Cool White

3500K Warm White

2800K Super Warm White

Ordering Guide for BR30 LED Downlight Kits

Wattage	120V	Down-shield	Tree Mount	Finish	Color Temp	Beam Spread
7W	120V	D	TM	HG	CW	40
				BZ	WW	*25
					SW	

*25° beam spread in CW only

7W 120V Uplight Kits



Includes:

BR30 Bullet

USR30 Upshield



LED MV120V R30 7W

5000K Cool White

3500K Warm White

2800K Super Warm White

Ordering Guide for BR30 LED Uplight Kits

Wattage	120V	Upshield	Finish	Color Temp	Beam Spread
7W	120V	U	HG	CW	40
			BZ	WW	*25
				SW	

*25° beam spread in CW only

1.5W, 2.5W, & 5W 120V Downlight Kits



Includes:

BR20 Bullet

DSA6 Downshield

TM tree mount w/ hardware



LED MV120V R20 5W

5000K Cool White

3500K Warm White

2800K Super Warm White

Ordering Guide for BR20 LED Downlight Kits

Wattage	120V	Down- shield	Tree Mount	Finish	Color Temp	Beam Spread
5W	120V	D	TM	HG	CW	40
2.5W				BZ	WW	*25
1.5W					SW	**15

*25° beam spread in 5W CW only

**15° beam spread in 5W WW only

1.5W, 2.5W & 5W 120V Uplight Kits



Includes:

BR20 Bullet

USR20 Upshield



LED MV120V R20 5W

5000K Cool White

3500K Warm White

2800K Super Warm White

Ordering Guide for BR20 LED Uplight Kits

Wattage	120V	Upshield	Finish	Color Temp	Beam Spread
5W	120V	U	HG	CW	40
2.5W			BZ	WW	*25
1.5W				SW	**15

*25° beam spread in 5W CW only

**15° beam spread in 5W WW only

Ordering Guide for Lenses

<u>Part Number</u>	<u>Description</u>
22W MV Lens Kit	PAR38 Mercury Vapor Lens w/ Ring Clip
22W DIF Lens Kit	PAR38 Diffused Lens w/ Ring Clip
22W OSL Lens Kit	PAR38 Overall Spread Lens w/ Ring Clip
22W MV & DIF Lens Kit	PAR 38 MV + DIF Lens w/ Ring Clip
22W MV & OSL Lens Kit	PAR38 MV + OSL Lens w/ Ring Clip
22W MV Lens	PAR38 Mercury Vapor Lens only (use with Moon Shines)
14W MV Lens Kit	PAR30 Mercury Vapor Lens w/ Ring Clip
14W DIF Lens Kit	PAR30 Diffused Lens w/ Ring Clip
14W OSL Lens Kit	PAR30 Overall Spread Lens w/ Ring Clip
14W MV & DIF Lens Kit	PAR 30 MV + DIF Lens w/ Ring Clip
14W MV & OSL Lens Kit	PAR30 MV + OSL Lens w/ Ring Clip
14W MV Lens	PAR30 Mercury Vapor Lens only (use with Moon Shines)
7W MV Lens	PAR30 Mercury Vapor Lens
7W DIF Lens	PAR30 Diffused Lens
7W OSL Lens	PAR30 Overall Spread Lens
7W MV & DIF Lens Kit	PAR 30 MV + DIF Lens
7W MV & OSL Lens Kit	PAR30 MV + OSL Lens
5W MV Lens	PAR20 Mercury Vapor Lens
5W DIF Lens	PAR20 Diffused Lens
5W OSL Lens	PAR20 Overall Spread Lens
5W MV & DIF Lens Kit	PAR 20 MV + DIF Lens
5W MV & OSL Lens Kit	PAR20 MV + OSL Lens



*Use 5W Lens Kits for 2.5W and 1.5Ws

Moon Shine 120V LED PAR Lamps

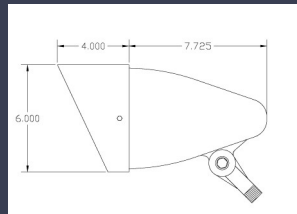
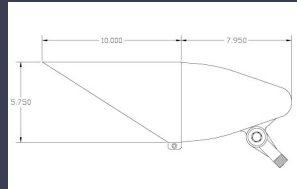
Create the perfect moonlight shadows using our new Moon Shine 120V AC series. These lamps are the closest in color and intensity to the discontinued mercury vapor lights. Add a mercury vapor green lens to make foliage and landscapes even greener.



Photo courtesy of Shawn George of Elite Lighting Designs. Royal Palms in Manzanillo Mexico illuminated with PAR38 Moon Shine lamps and MV green lenses.

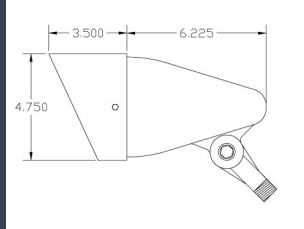
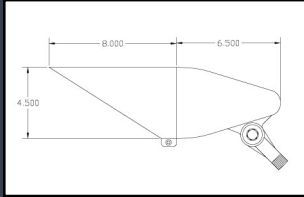
LED MS 120V	PAR38 18W	6000K FL
LED MS 120V	PAR30 14W	6000K FL
LED MS 120V	PAR20 10W	6000K FL

BR40 Ordering Guide



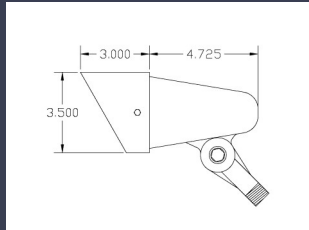
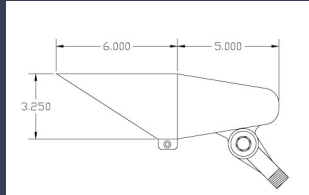
Bullet Series	Optics	Finish	Shields & Accessories
BR40	- 120V	-HGT	DSA10-10" Angled Downshield DST10-5.75" Straight Tube Downshield
	- 12V GU24	-BZT	USR40-4" Cast Angled Upshield UST40-5" Tube Upshield with debris guard TM-Tree Mount TMB-Tree Mount Box LGS-Large Ground Stake for Uplighting only INL-Internal Hexcell Louver

BR30 Ordering Guide



Bullet Series	Optics	Finish	Shields & Accessories
BR30	- 120V	-HGT Hartford Green Texture	DSA8-8" Angled Downshield DST8-4.5" Straight Tube Downshield
	- 12V GU24		USR30-3.5" Cast Angled Upshield UST30-4" Tube Upshield with debris guard
	-PAR36	-BZT Bronze Texture	TM-Tree Mount TMB-Tree Mount Box LGS-Large Ground Stake for Uplighting only INL-Internal Hexcell Louver

BR20 Ordering Guide



Bullet Series	Optics	Finish	Shields & Accessories
BR20	- 120V	-HGT Hartford Green Texture	DSA6-6" Angled Downshield
	- 12V		DST6-4" Straight Tube Downshield
	GU24	-BZT Bronze Texture	USR20-3" Cast Angled Upshield UST20-3" Tube Upshield with debris guard
	-12V		TM-Tree Mount
	MR16		TMB-Tree Mount Box
			LGS-Large Ground Stake for Uplighting only
			INL-Internal Hexcell Louver

Mounting Accessories



TM Tree Mount

Standard with all
Downlight Kits

TMB Tree Mount Box

Larger box w/ gasket



LGS Large Ground Stake


Use with 22W & 14W Uplight kits

3" Cap w/ 19" PVC stake

Required for all 120V


SGS Small Ground Stake

Use with 7W, 5W, 2.5W & 1.5W
uplight kits



OSL

Overall Spread
Lens



MV

Mercury Vapor
Green Lens



DIF

Diffused Lens



INL

Internal
Louver

Low Voltage Transformers



MVX50-SS & MVX100-SS Transformer w/ Cord & Plug

Available in both 50W & 100W, these stainless 12VAC transformers are perfect for low wattage LED systems. They are timer-ready and accept most plug-in timers. Comes with 6' weatherproof grounded power cord and manually resettable circuit breaker for overload and short circuit protection. Removable door slides on and off for ease of entry.

Dimensions: 10.75" x 5" x 4"



MVX-HW-50 & MVX-HW-100

Hardwire series available in 50W and 100W 120V-12VAC. Stainless steel enclosures supplied with (2) 1/2" conduit holes and (1) 1/2" inlet with plugs in bottom panel, plus 2 side panel 1/2" conduit holes with plugs. Mounting plate with hardware included. Removable door slides on and off for ease of entry.

Dimensions: 5" x 7" x 3.25"



RS12-30W/60W LED Electronic Transformer

Converts 120V instantly at the spot to 12VAC and fits conveniently in a TMB Tree Mount Box or LGS Large Ground Stake. It is not weatherproof and must be protected.

Dimensions: 2.20" x 1.23" x .75"

Designing with Moon Visions LEDs



Which Moon Visions Kit
do I need?

<u>LED Wattage</u>	<u>Tree Height</u>
22W	45' +
14W	30-45'
7W	20-30'
5W	10-20'
2.5W	Less than 10'

Downlighting tips:

Mount as high in the tree as you can—then go 10' higher and it's perfect!

Position shields so that the lamp is not visible from the ground to avoid glare.

Do not place fixtures too close together, but instead spread fixtures out in the canopy.

Aiming straight down from the top of a tall tree gives soft subtle shadows and moonlight patterns on the ground.

Uplighting tips:

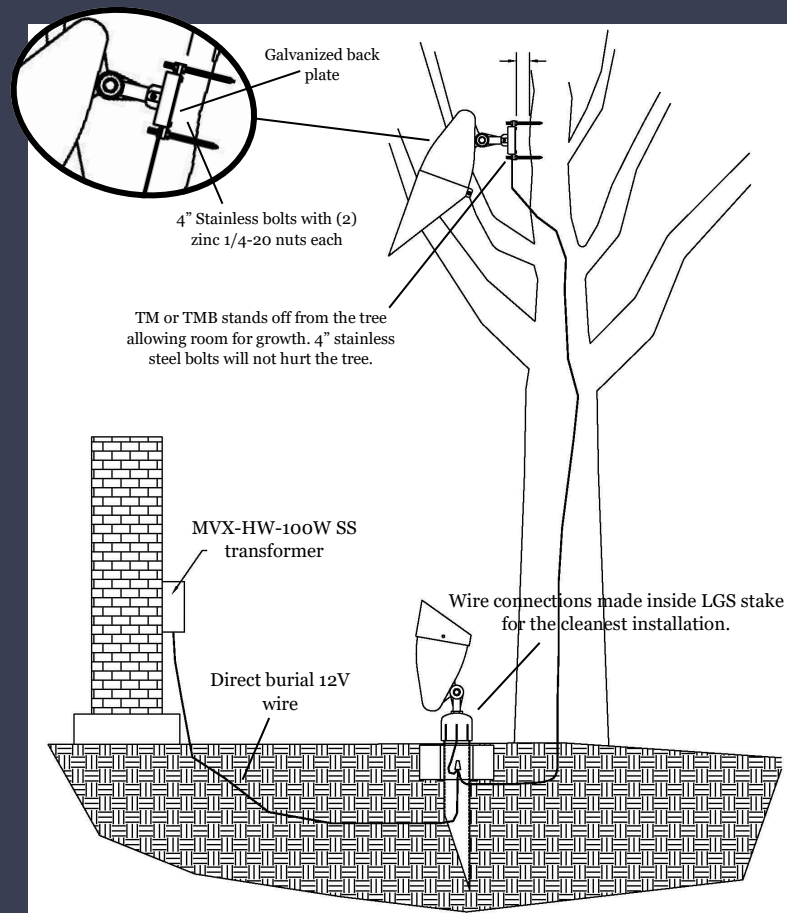
Be wary of fixture placement regarding tree roots, landscapers, and vandals.

Do not aim fixture past a 90° vertical to ensure water will not collect in back of shield. Fixtures should tilt forward to allow water runoff.

Using 2 uplights on either side of the trunk will add depth and texture.

Mount uplights at least 3 feet from the tree trunk to avoid a hot spot at the base.

How to Install 12V LED Tree Lights



See page 27 for mounting accessories: TM Tree Mount, TMB Tree Mount Box and LGS Large Ground Stake.

Always refer to local, state and national code requirements before installation.





Scan for more information



Moon Visions Lighting

Dallas, TX

214.393.7407

Follow us on Instagram

@moonvisionslighting